



REPORT JANUARY 2023

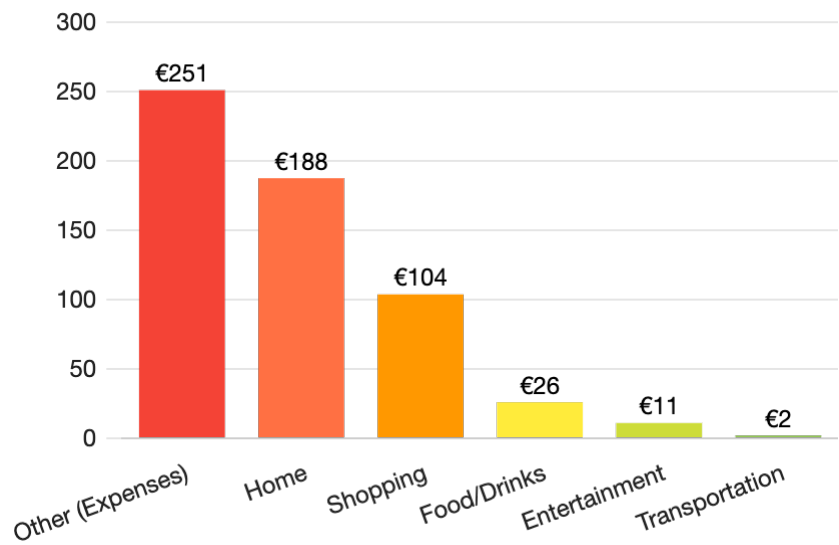
Income: **€1,532.00**
 Expenses: **€581.29**
 Total: **€950.71**

Total amount owned
 01/31/2023: **€12,411.71**
 01/01/2023: **€11,461.00**
 Debts: **-€200.00**



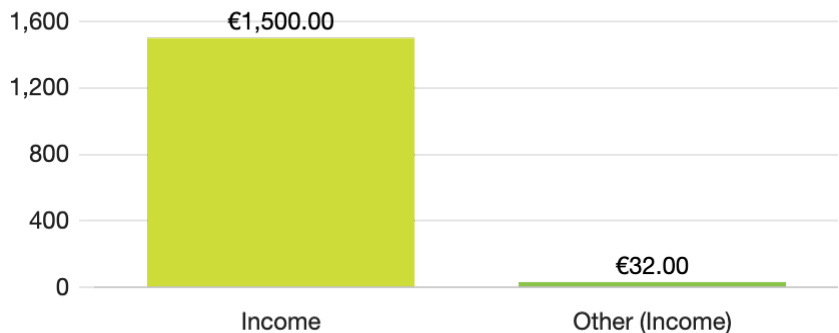
EXPENSES

Other (Expenses)	43%	€251.00
Home	32%	€187.53
Shopping	18%	€103.76
Food/Drinks	4%	€26.00
Entertainment	2%	€11.00
Transportation	0%	€2.00



INCOME






Income	98%	€1,500
Other (Income)	2%	€32








REPORT JANUARY 2023

TOP 5 EXPENSES

	Taxes Bank account	-€247.00	01/03/2023
	Home Bank account	-€157.53	01/26/2023
	Shoes Credit card	-€60.00	01/12/2023
	Shopping Wallet	-€43.76	01/17/2023
	Home, Other (Expenses) Credit card	-€34.00	01/26/2023

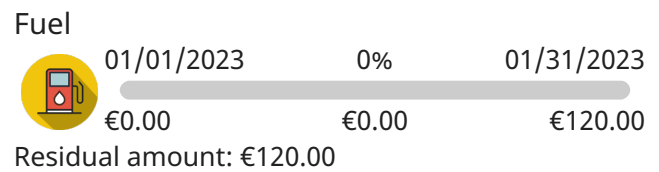
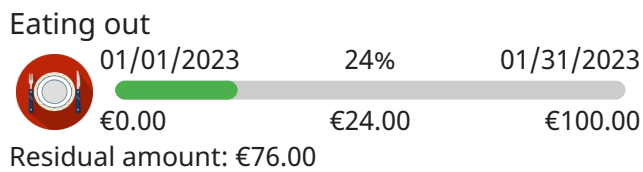
TOP 3 INCOMES

	Salary Bank account	€1,430.00	01/05/2023
	Odd jobs Bank account	€70.00	01/02/2023
	Other (Income) Wallet Mark	€32.00	01/30/2023

ACCOUNTS (01/31/2023)

Wallet	€107.24	Credit card	€0.00
Bank account	€12,304.47		

MONTHLY BUDGETS



DEBTS

